



# **RIG-I Activating DNA Vaccine Vectors Instruction Manual**

## **Catalog Numbers**

NTC- DV7482-41H  
NTC- DV7485-41H-EGFP  
NTC- DV7482-41HLV  
NTC- DV7485-41HLV

NTC- DV8482-41H  
NTC- DV8485-41H-EGFP  
NTC- DV8482-41HLV  
NTC- DV8485-41HLV

## **Version 2**

September 2009

**Nature Technology Corporation.**  
4701 Innovation Drive Lincoln Nebraska, 68521  
**Telephone:** (402) 323-6289  
**Fax:** (402) 323-6292  
**Email:** [hodgson@natx.com](mailto:hodgson@natx.com)  
**Website:** [www.natx.com](http://www.natx.com)

# General Information

**Contents:** 20 ug each of plasmid vector shipped in 1x TE buffer.

**Storage:** Plasmids should be stored at -20°C

## Table of Contents

Contents .....	ii
Storage .....	ii
RIG-I Activating DNA Vaccine Vectors .....	1
NTC7482, NTC7485, NTC8482 and NTC8485 Vectors .....	2
Introduction .....	2
Antibiotic-free Selection .....	2
NTC Vector Construction .....	4
Vector Features .....	6
Intracellular Targeting .....	6
Kanamycin Selection Plasmid Expression Vectors .....	7
Kanamycin Selection Linear Vectors .....	7
Sucrose Selection Plasmid Expression Vector kit .....	7
Sucrose Selection Linearized Vector kit .....	7
Accessory Products .....	8
Plasmid Expression Vectors (parent vectors without eRNA41H) .....	9
Plasmid Expression Vector kit (parent vectors without eRNA41H) .....	9
Linearized Vectors (parent vectors without eRNA41H) .....	9
Linearized Vector kit (parent vectors without eRNA41H) .....	9
Cloning into NTC vectors .....	10
Transformation and bacterial propagation .....	12
Transformation Procedure .....	12
Notes .....	13
SOC Medium .....	13
References .....	14
Patent and Licensing Information .....	15
Vector Map, Features, and Sequences	
NTC7482-eRNA41H .....	16
NTC7485-eRNA41H-EGFP .....	19
NTC8482-eRNA41H .....	22
NTC8485-eRNA41H-EGFP .....	24

## RIG-I activating DNA vaccine vectors

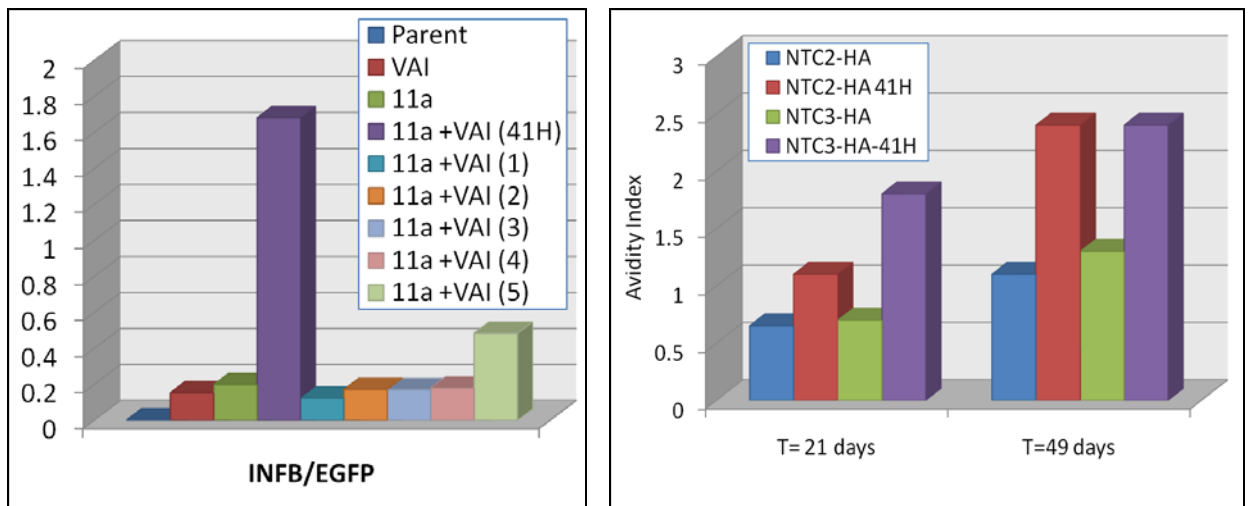
Nature Technology Corporations (NTC's) retinoic acid inducible gene-1 (RIG-I) activating DNA vaccines are advanced vectors for improved DNA vaccination.

Methods to increase DNA vaccine induced innate immune responses to improve adaptive immunity are essential to enable general application of DNA vaccination in large animals and humans. Retinoic-acid-inducible gene 1 (RIG-I) and melanoma differentiation-associated gene 5 (mda5) are critical cytoplasmic double stranded RNA (dsRNA) pattern receptors required for innate immune activation in response to viral infection. Activation of RIG-I and mda5 leads to type I interferon (IFN) and cytokine production through interferon- $\beta$  promoter stimulator 1 (IPS-1) signaling.

NTC has developed optimized, potent plasmid encoded RNA polymerase III expressed RNA-based RIG-I agonists (eRNAs) (e.g. eRNA41H) which are integrated into the backbone of DNA vaccine vectors. Combinational RIG-I agonist eRNA41H (eRNA11a and Adenoviral RNA VAI) activates an IFN $\beta$  reporter in human (HEK293 and A549) and murine (NIH3T3 and L929) cell lines (*figure below*, left panel).

eRNA41H DNA vaccine vectors potently induced type I IFN production in cell culture through RIG-I activation and combine high level antigen expression with RNA-mediated type I IFN activation. Influenza H5 HA encoding eRNA vectors have been demonstrated to improve HA-specific serum antibody titers and HA-specific antibody binding avidity after naked DNA immunization (*figure below*, right panel).

Thus, DNA vaccine potency may be augmented by incorporation of a RIG-I activating agonist into the vector backbone. As well, eRNA41H DNA vaccine vectors have high yield plasmid manufacture up to 2.6 gm/L (Williams *et al.*, 2009b).



*Left:* RIG-I activation of IFN $\beta$  promoter-luciferase reporter (ratio of luciferase to EGFP internal transfection control). Synergistic RIG-I activation by plasmid-borne eRNA VAI and eRNA11a combination (eRNA41H) *Right:* Antibody avidity after prime (T=21 days) and boost (T=49 days) IM immunizations

## **NTC7482, NTC7485, NTC8482 and NTC8485 vectors**

Nature Technology Corporations (NTC's) retinoic acid inducible gene-1 (RIG-I) activating DNA vaccines are available in either kanamycin resistance selectable (NTC7482 and NTC7485) or antibiotic-free sucrose selectable (NTC8482 and NTC8485) vector backbones.

### **Introduction**

Nature Technology Corporations (NTC's) NTC8482 and NTC8485 plasmids are antibiotic-free versions of the corresponding kanamycin resistant NTC7482 and NTC7485 vectors.

These plasmids were specifically designed as safe minimalized antibiotic-free selection vectors for the expression of recombinant proteins in mammalian cells. This may be for protein production, or induction of neutralizing immune responses by genetic immunization. The vectors combine minimal prokaryotic sequences including an antibiotic-free sucrose selectable marker. The vectors also contain a novel chimeric promoter that directs superior mammalian cell expression (Luke *et al.* 2009).

The vectors are available in two versions. NTC8485 (and NTC7485) expresses encoded protein without additional sequences. NTC8482 (and NTC7482) targets encoded protein into the secretory pathway using an optimized tissue plasminogen activator (TPA) signal peptide.

These plasmids were designed to be responsive to Food and Drug Administration (FDA) regulatory guidance's regarding DNA Vaccine vector composition (FDA 1996, FDA 2007; reviewed in Williams *et al.* 2009a). All sequences that were not essential for *Escherichia coli* plasmid replication or mammalian cell expression of the target gene were eliminated. Synthetic eukaryotic mRNA leader and terminators were utilized in the vector design to limit DNA sequence homology with the human genome to reduce the possibility of chromosomal integration.

Target gene expression is driven from an optimized chimeric promoter-intron (SV40-CMV-HTLV-1 R synthetic intron). The vectors encode a consensus Kozak translation initiation sequence and ATG start codon. The chimeric CMV promoter achieves significantly higher expression levels than traditional human cytomegalovirus (CMV) promoter based vectors (Luke *et al.* 2009).

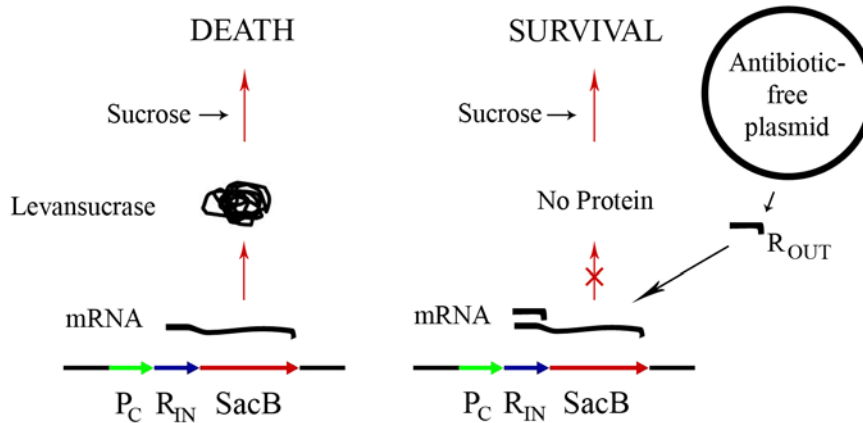
### **Antibiotic-free Selection**

Antibiotic-resistance markers, typically kanamycin resistance (KanR), allow selective retention of plasmid DNA during bacterial fermentation and are the most commonly utilized selectable markers.

To ensure safety, however, regulatory agencies recommend elimination of antibiotic-resistance markers from therapeutic and vaccine plasmid DNA vectors. The presence of an antibiotic resistance gene in the plasmid backbone is considered undesirable by

regulatory agencies, due to the potential transfer of antibiotic resistance to endogenous microbial flora and the potential activation and transcription of the genes from mammalian promoters after cellular incorporation into the genome (Reviewed in Williams *et al.* 2009a).

NTC has designed an antibiotic-free selection system (*figure below*). Vectors with this selection system incorporate and express a 150 bp RNA-OUT antisense RNA. RNA-OUT represses expression of a counter-selectable marker (*SacB*) from the host chromosome (selection host DH5 $\alpha$  att $\lambda$ ::P<sub>5/6 6/6</sub>-RNA-IN- *SacB*, *catR*). *SacB* encodes a levansucrase, which is toxic in the presence of sucrose. Plasmid selection is achieved in the presence of sucrose.



Levansucrase (*SacB*) conditional-lethal gene on bacterial chromosome

The kanamycin resistance antibiotic selection marker in parent vectors NTC7482 and NTC7485 were removed and replaced with the sucrose selectable RNA-OUT marker to create NTC8482 and NTC8485, respectively. Antibiotic-free plasmid production yields > 1 g/L were verified in fermentation culture (Luke *et al.* 2009).

In summary, these NTC vectors offer the following advantages

- Highest level expression in a wide range of mammalian cells using an optimized chimeric CMV promoter-synthetic intron
- Antibiotic-free selection in *Escherichia coli* host (NTC8482 and NTC8485)
- Superior *Escherichia coli* plasmid production yields using optimized vector backbone
- Optional N-terminal TPA secretion tag (NTC8482, NTC7482) for protein export
- Simultaneous cloning into all vectors through use of compatible precision cloning cassettes
- Small vectors for more efficient transfection
- Compliance with regulatory guidance (*i.e.* Reduced size, elimination of homology to human genomic DNA, elimination of antibiotic resistance marker)

## NTC vector construction

NTC used Gene Self-Assembly (GENSA) technology to create a series of validated modular elements for vector assembly. Each modular element was assigned a position in a circular array, providing a promoter, 5-leader/splice-site, target gene or high throughput cloning site, terminators, and prokaryotic origin/selection/terminator sites. Individual modules were assigned a position and directionality by means of 4bp unique, non-palindromic address tags. Modules were constructed using a novel cloning process that generates unique, non-palindromic address tags. This allowed precise minimal vector design to eliminate all extraneous sequences.

The pDNAVACCultra vectors (Williams *et al.* 2006) were assembled from GENSA modules consisting of products representing:

- Optimized inducible high copy number pMB1-derived pUC prokaryotic replication origin;
- Prokaryotic selectable marker gene (kanamycin);
- Eukaryotic enhancer-promoter (CMV)
- Optimized synthetic eukaryotic untranslated leader-intron-translational initiation sequence (Kozak sequence) cassette
- Gene leader cassette containing the cloning site;
- Optimized synthetic eukaryotic transcriptional terminator.

The kanamycin resistant parent NTC7482 and NTC7485 vectors were constructed by incorporation of designed modifications to the base pDNAVACCultra vectors to improve mammalian cell expression (chimeric promoter) and plasmid production yields (vector backbone modification) in the *Escherichia coli* bacterial host.

Chimeric promoter: The chimeric promoter is composed of:

- 1) CMV promoter and start of exon 1;
- 2) A HTLV-I R sequence which contains the 5' splice acceptor site;
- 3) A synthetic 3' acceptor site based on the rabbit  $\beta$  globin intron;
- 4) Exon 2 splicing enhancer comprised of serine-arginine rich (SR) protein binding site (3 copies of GAAGAAGAC) to improve RNA export (Lavigneur *et al.* 1993);
- 5) Exon 2 kozak sequence upstream of the start codon for the gene of interest.

Incorporation of the HTLV-1 R region downstream of the CMV promoter has been demonstrated to improve expression and cellular immune responses to HIV DNA vaccines in mice and nonhuman primates (Barouch *et al.* 2005) and improve humoral responses to an influenza pDNAVACCultra based DNA vaccine in mice (J. Williams, unpublished observations) compared to CMV promoter based vectors. Expression levels of EGFP from plasmids incorporating the NTC7382 promoter are dramatically increased versus CMV promoter containing plasmids (Luke *et al.* 2009).

Vector backbone modification: Modifications to the pDNAVACCultra encoded kanR-pUC replication origin vector backbone to improve production yield included:

- 1) Extension of the pUC origin to include a primosomal assembly site (PAS-BH);
- 2) Inclusion of the SV40 enhancer adjacent to the kanR gene;

These modifications doubled plasmid fermentation production yields compared to standard kanR-pUC replication origin vectors such as gWiz (Williams *et al.* 2009b).

The kanamycin resistance antibiotic selection marker in NTC7482 and NTC7485 were then removed and replaced with the sucrose selectable RNA-OUT marker to create NTC8482 and NTC8485, respectively.

The 760 bp eRNA41H RIG-I agonist was inserted into the vector backbone between the eukaryotic terminator and the PAS-BH region. Eukaryotic expression and plasmid fermentation production yields were not adversely affected by inclusion of eRNA41H.

## NTC vector features

Feature	Function
Optimized human cytomegalovirus (CMV) immediate-early enhancer promoter	High-level mammalian cell expression <i>in vitro</i> and <i>in vivo</i>
HTLV-1 R	Increase mammalian cell expression
Synthetic Intron	Increase mRNA nuclear export
SR-protein binding sites (3x)	Increase mRNA nuclear export
Precision cloning cassette	Clone target gene into the vector with native or secreted intracellular trafficking
Synthetic eukaryotic polyadenylation signal-eukaryotic terminator	Effective mRNA transcriptional termination and polyadenylation
eRNA11a	RNA-based RIG-I agonist
<i>trpA</i> prokaryotic terminator	Protection of replication origin from insert initiated transcription
Adenoviral RNA VAI (VA RNAI)	RNA-based RIG-I agonist
PAS-BH primosomal assembly site	Improved plasmid production yields
pUC replication origin	High copy number plasmid production in <i>Escherichia coli</i> cells
Sucrose selection marker (RNA-OUT) <b>NTC8482, NTC8485</b>	Plasmid selection in <i>Escherichia coli</i> cells*
Kanamycin resistance gene (kanR) <b>NTC7482, NTC7485</b>	Plasmid selection in <i>Escherichia coli</i> cells‡
SV40 enhancer	Increased mammalian cell expression Improved plasmid production yields

\* Selection in engineering host strain DH5 $\alpha$  att $\lambda$ ::P<sub>5/6 6/6</sub>-RNA-IN- SacB, catR

‡ The kanR gene is not expressed in mammalian cells

## NTC vector: Intracellular targeting

Vector	Protein Destination	Targeting Tag
<b>NTC8482</b> <b>NTC7482</b>	secreted	human tissue plasminogen activator (TPA)
<b>NTC8485</b> <b>NTC7485</b>	native	ATG*

\* Native vectors express the target gene from a vector encoded ATG start codon immediately downstream of an optimized kozak sequence (*SalI* site). Protein targeting (e.g. cytoplasmic or nuclear) will be determined by protein-intrinsic factors

The TPA targeting peptide has been demonstrated to efficiently target heterologous proteins for secretion (Zhongming *et al.* 1999).

### Kanamycin Selection Plasmid Expression Vectors

Vector	Targeting	Quantity	Catalog Number	Price
NTC7482-eRNA41H	secreted	20 µg	NTC- DV7482-41H	\$320.00
NTC7485-eRNA41H-EGFP*	cytoplasmic EGFP	20 µg	NTC- DV7485-41H-EGFP	\$320.00

\* The NTC7485-EGFP control plasmid is used as a transfection control for expression in a cell line of interest, and as the NTC7485 backbone for cloning new genes

### Kanamycin Selection Linearized Vectors‡

Vector	Targeting	Quantity	Catalog Number	Price
NTC7482-eRNA41H	secreted	1 µg	NTC- DV7482-41HLV	\$344.00
NTC7485-eRNA41H	native	1 µg	NTC- DV7485-41HLV	\$344.00

‡ *SalI* - *BglIII* linearized vector sufficient for 20 cloning reactions

### Sucrose Selection Plasmid Expression Vector kit‡

Vector	Targeting	Quantity	Catalog Number	Price
NTC8482-eRNA41H	secreted	20 µg	NTC- DV8482-41H	\$420.00
NTC8485-eRNA41H-EGFP*	cytoplasmic EGFP	20 µg	NTC- DV8485-41H-EGFP	\$420.00

\* The NTC8485-EGFP control plasmid is used as a transfection control for expression in a cell line of interest, and as the NTC8485 backbone for cloning new genes

‡ Kit contains plasmid and DH5α att<sub>λ</sub>::P<sub>5/6 6/6</sub>-RNA-IN- SacB, catR host strain glycerol stock

### Sucrose selection Linearized Vector kit‡

Vector	Targeting	Quantity	Catalog Number	Price
NTC8482 eRNA41H	secreted	1 µg	NTC- DV8482-41HLV	\$444.00
NTC8485 eRNA41H	native	1 µg	NTC- DV8485-41HLV	\$444.00

‡ *SalI* - *BglIII* linearized vector sufficient for 20 cloning reactions and DH5α att<sub>λ</sub>::P<sub>5/6 6/6</sub>-RNA-IN- SacB, catR host strain glycerol stock

*RAPID-VACC*<sup>™</sup> CONTRACT CLONING is an optional service whereby NTC clones investigator-specified genes into the desired expression vectors, providing sequence-validated clones, or purified plasmid DNA ready for animal testing (see [www.natx.com](http://www.natx.com)).

### *RAPID-VACC*<sup>™</sup>

Seamless cloning gene of interest into any vector	\$400.00
1mg endotoxin-free plasmid preparations, each	\$335.00

NTC offers the following products for use the NTC8482 and NTC8485 vectors

### Accessory Products

Product	Description	Quantity	Catalog Number	Price
<b>pVAC5'</b>	Forward sequencing primer	500 pmol (10 pmol/μL)	NTC-DVU-SP1	\$30.00
<b>pVAC3'</b>	Reverse sequencing primer	500 pmol (10 pmol/μL)	NTC-DVU-SP2	\$30.00
<b>NTC4862</b> DH5α att <sub>λ</sub> ::P <sub>5/6 6/6</sub> - RNA-IN- SacB, catR electrocompetent cells	Host strain for NTC8482 and NTC8485 selection	0.5 mL	NTC-DVU-CC1	\$199.00
<b>NTC48165</b> DH5α dcm att <sub>λ</sub> ::P <sub>5/6 6/6</sub> - RNA-IN- SacB, catR electrocompetent cells	dcm- host strain for NTC8482 and NTC8485 selection	0.5 mL	NTC-DVU-CC2	\$199.00
Sucrose selection agar	Plates for NTC8482 and NTC8485 selection	Pouch to make 1 L agar*	NTC-DVU- MD1	\$20
Sucrose selection media	Media for NTC8482 and NTC8485 culture	Pouch to make 1 L media*	NTC-DVU- MD2	\$20

\* Reconstitute with distilled water to 1L and autoclave prior to use

**Plasmid Expression Vectors (parent vectors without eRNA41H)**

Vector	Targeting	Quantity	Catalog Number	Price
NTC7482	secreted	20 µg	NTC- DV7482	\$320.00
NTC7485-EGFP*	cytoplasmic EGFP	20 µg	NTC- DV7485-EGFP	\$320.00

\* The NTC7485-EGFP control plasmid is used as a transfection control for expression in a cell line of interest, and as the NTC7485 backbone for cloning new genes

**Plasmid Expression Vector kit (parent vectors without eRNA41H)‡**

Vector	Targeting	Quantity	Catalog Number	Price
NTC8482	secreted	20 µg	NTC- DV8482	\$420.00
NTC8485-EGFP*	cytoplasmic EGFP	20 µg	NTC- DV8485-EGFP	\$420.00

\* The NTC8485-EGFP control plasmid is used as a transfection control for expression in a cell line of interest, and as the NTC8485 backbone for cloning new genes

‡ Kit contains plasmid and DH5α att<sub>λ</sub>::P<sub>5/6 6/6</sub>-RNA-IN- SacB, catR host strain glycerol stock

**Linearized Vectors (parent vectors without eRNA41H)‡**

Vector	Targeting	Quantity	Catalog Number	Price
NTC7482	secreted	1 µg	NTC- DV7482-LV	\$344.00
NTC7485	native	1 µg	NTC- DV7485-LV	\$344.00

‡ *SalI* - *BglIII* linearized vector sufficient for 20 cloning reactions

**Linearized Vector kit (parent vectors without eRNA41H)‡**

Vector	Targeting	Quantity	Catalog Number	Price
NTC8482	secreted	1 µg	NTC- DV8482-LV	\$444.00
NTC8485	native	1 µg	NTC- DV8485-LV	\$444.00

‡ *SalI* - *BglIII* linearized vector sufficient for 20 cloning reactions and DH5α att<sub>λ</sub>::P<sub>5/6 6/6</sub>-RNA-IN- SacB, catR host strain glycerol stock

## Cloning into NTC vectors

Overview: An example strategy for cloning into the NTC7482, NTC7485, NTC8482 and NTC8485 vectors is outlined below.

GTCGACATG----- Gene of interest----Stop codon -----AGATCT  
*SalI* *BglII*

For both vectors, the ATG start codon (double underlined) is immediately preceded by a *SalI* site. In NTC8485, the *SalI* site has been demonstrated to be an effective consensus Kozak sequence for translational initiation. In NTC8482, the *SalI* site is downstream in frame with the optimized TPA secretion sequence.

For precise cloning, genes are copied by PCR amplification from clones or genomic DNA using primers with *SalI* (5' end) and *BglII* (3' end) sites. Alternatively, genes are synthesized chemically to be compatible with the *SalI* / *BglII* cloning sites. Design criteria for gene synthesis are reviewed in Williams *et al.* 2009a.

For NTC8485, the start codon ATG must immediately follow the *SalI* site (GTCGACATG). For NTC8482, the ATG is optional but the same reading frame must be retained. For both vectors one or two stop codon (preferably TAA or TGA) must be included prior to the *BglII* site. A PCR product designed for NTC8485 is compatible with, and can also be cloned into, the NTC8482 vector.

Protocol: Genes are PCR amplified with primers incorporating a *SalI* site into the 5' termini and a *BglII* site into the 3' termini. Example primers, for cloning a target gene of interest into both vectors are diagramed below.

*SalI*  
GCCGATGTCGACATG-GENE OF INTEREST 5' END  
*BglII*  
GCAGAAAGATCTTA-GENE OF INTEREST (REVERSE COMPLEMENT) 3' END

Cleavage of the vectors with *SalI* / *BglII* generates sticky ends compatible with the cleaved PCR product. The insert is thus directionally and precisely cloned into the vector. The majority of recovered colonies are recombinant, since the generated sticky ends in the parental vector are not compatible.

If the gene of interest encodes internal *BglII* sites, *BamHI* or *BclI* restriction enzymes can be utilized in the PCR primers since they create *BglII* compatible sticky ends. Note that both enzymes sites will be lost in the resulting construct.

*XhoI* is not recommended as an alternative to *SalI* for cloning into NTC8485, since the ligated hybrid (GTCGAGATG) has not been established as an effective kozak sequence. This is not an issue for cloning downstream of TPA in NTC8482.

Alternatively, when these restriction sites are present in the gene, the PCR primers may be modified to incorporate *AarI* (Fermentas, Vilnius Lithuania) type IIS enzyme sites. This enzyme cleaves after +4 and +8 bp downstream of the *AarI* recognition sequence to create any designed 4 bp 3'-recessed sticky end. *AarI* primer design to amplify a gene for cloning into NTC8482 and NTC8485 vectors is shown below.

*AarI*

5' CTCCAGCACCTGCCTATTCGACATG-GENE OF INTEREST 5' END

5' CGTGAGCACCTGCAACGGATCTTA-GENE OF INTEREST (REVERSE COMPLEMENT)  
3' END

Recombinant clones can be identified by restriction digestion. *SalI* and *BglII* release the gene insert when using *AarI* or *SalI* / *BglII* containing primers. *BglII* / *BamHI* / *BclI* ligated cohesive termini in the resultant clone will not cleave with either parent restriction enzyme.

The sequence of the gene insert can be determined using the following cloning cassette flanking sequencing primers.

pVAC5': GCTTTTCTGCCAGGTGCTGA  
(hybridizes to intron and sequences from 5' end of gene)

pVAC3': GCCAGAAGTCAGATGCTCAA  
(hybridizes to terminator and sequences from 3' end of gene)

## Transformation and bacterial propagation

NTC7482, NTC7485: These plasmids are kanamycin resistant, and are selected and propagated on standard Escherichia coli media supplemented with kanamycin (50 µg/mL).

NTC8482, NTC8485: RNA-OUT represses expression of a sucrose counter-selectable marker (*SacB*) from the host chromosome. Ligation reactions must therefore be transformed into *SacB* expression strain DH5α att<sub>λ</sub>::P<sub>5/6/6</sub>-RNA-IN- *SacB*, catR competent cells.

Cells are plated and propagated on 6% sucrose media (Note: **Plates must not contain NaCl**)

A 50% Sucrose solution should be prepared (wt./vol.) prior to making liquid or solid media. (This should not be autoclaved but rather filter-sterilized with a 0.2 micron filter prior to use)

Solid Media Preparation	Liquid Media Preparation
10g tryptone 5 g yeast extract 15 g agar QS to 880 mL with H <sub>2</sub> O Autoclave 20 min 121°C, when cooled to ~50°C, add 120 mL 50% Sucrose (wt./vol.), mix, pour plates.	10g tryptone 5 g yeast extract QS to 880 mL with H <sub>2</sub> O Autoclave 20 min 121°C When cooled to ~50°C, add 120 mL 50% Sucrose (wt./vol.), allow to cool before use.

### Transformation Procedure (NTC8482, NTC8485)

1. Ligation reactions must be diluted (See note 1) to avoid arcing in the electroporator. Dilute reactions 5-fold with sterile water and add 1ul to a chilled microcentrifuge tube. Prechill on ice one 0.1 cm electroporation cuvette for each sample to be electroporated.
2. Thaw NTC electrocompetent cells on wet ice.
3. When cells are thawed, mix cells by tapping gently. Add 20 µl of cells to each chilled microcentrifuge tube containing your DNA to be transfected.
4. Refreeze any unused cells. Although the cells are refreezable, subsequent freeze-thaw cycles will decrease transformation efficiency.
5. Pipette the cell/DNA mixture into a prechilled 0.1 cm cuvette and electroporate. If you are using the BTX®ECM®630 or BioRad GenePulser®II electroporator, we recommend using the following electroporator conditions: 2.0 kV, 200 Ω, 25 µF. (See note 2)
6. To the cells in the cuvette, quickly add 0.5-1 ml of room temperature S.O.C. medium and transfer the solution to a 15 ml snap-cap tube (e.g. Falcon™ tube).
7. Shake at 225 rpm (30°C) for 1 hour. (This step may be omitted if transforming supercoiled plasmid DNA)

8. Spread 50-100  $\mu$ l on Sucrose selection agar (or dilute experimental reactions as necessary and spread 50-100  $\mu$ l on selective plates)
9. Incubate plates overnight at 30°C.

### **Notes**

1. Transformation efficiencies will be 10- to 100-fold lower for ligation mixtures than for an intact control plasmid. **Salts and buffers severely inhibit electroporation.** Ligation reactions can be diluted 5-fold with sterile water, and 1  $\mu$ l added to 20  $\mu$ l of cells. Adding undiluted ligation mixtures or too high a volume of DNA decreases transformation efficiency and increases the risk of arcing.
2. If you are using an electroporator other than a BTX®ECM®630 or BioRad GenePulser®II electroporator, you may need to vary the settings to achieve optimal transformation efficiency.

### **SOC Medium**

1. Add the following to 900ml of distilled H<sub>2</sub>O
  - 20g Bacto Tryptone
  - 5g Bacto Yeast Extract
  - 2ml of 5M NaCl.
  - 2.5ml of 1M KCl.
  - 10ml of 1M MgCl<sub>2</sub>
  - 10ml of 1M MgSO<sub>4</sub>
  - 20ml of 1M glucose
2. Adjust to 1L with distilled H<sub>2</sub>O
3. Sterilize by autoclaving

## References

- Barouch DH, Yang ZY, Kong WP, Koriath-Schmitz B, Sumida SM, Truitt DM, Kishko MG, Arthur JC, Miura A, Mascola JR, Letvin NL, and Nabel GJ. (2005) A human T-cell leukemia virus type 1 regulatory element enhances the immunogenicity of human immunodeficiency virus type 1 DNA vaccines in mice and nonhuman primates. *J. Virol.* 79: 8828-8834
- FDA. (1996) Points to consider on plasmid DNA vaccines for preventive infectious disease indications. US Food and Drug Administration
- FDA. (2007) Guidance for industry: considerations for plasmid DNA vaccines for infectious disease indications. US Food and Drug Administration
- Lavigueur A, La Branche H, Kornblihtt AR, and Chabot B. (1993) A splicing enhancer in the human fibronectin alternate ED1 exon interacts with SR proteins and stimulates U2 snRNP binding. *Genes Develop.* 7: 2405-2417
- Luke J, Carnes AE, Hodgson CP, and Williams JA. (2009) Improved antibiotic-free DNA vaccine vectors utilizing a novel RNA based plasmid selection system. *Vaccine* 27: 6454-6559
- Williams JA, Carnes AE, and Hodgson CP. (2009a) Plasmid DNA vector design; impact on efficacy, safety and upstream production. *Biotechnology Advances* 27:353-370
- Williams JA, Luke J, Langtry S, Anderson S, Hodgson CP, and Carnes AE. (2009b) Generic plasmid DNA production platform incorporating low metabolic burden seed-stock and fed-batch fermentation processes. *Biotechnol Bioeng* 103:1129-1143
- Williams JA, Luke J, Johnson L, and Hodgson CP. (2006) pDNAVACCultra vector family: high throughput intracellular targeting DNA vaccine plasmids. *Vaccine* 24:4671-4676
- Zhongming L, Howard A, Kelley C, Delogu G, Collins F, and Morris S. (1999) Immunogenicity of DNA vaccines expressing tuberculosis proteins fused to tissue plasminogen activator signal sequences. *Infect Immun.* 67: 4780-4786

## **Patent and Licensing information**

### **Limited License**

Nature Technology Corporation (NTC) grants the end user (purchaser) of the NTC7482, NTC7485, NTC8482 and NTC8485 expression vectors a nontransferable, non-exclusive license to use the plasmids for non-commercial research purposes only. These vectors are intended for research use only by the purchaser. The vectors cannot be resold, repackaged, or used for the making or selling of any commercial product or service without the written approval of Nature Technology Corporation.

Separate licenses are available from NTC for the express purpose of non-research use or applications of the NTC8482 and NTC8485 vectors.

### **Product Use Limitations**

The NTC7482, NTC7485, NTC8482 and NTC8485 vectors are sold for research use only. They are not to be used for human diagnostic or included/used in any drug intended for human use.

### **Patent Information**

**The CMV promoter is covered under U.S. Patents 5,168,062 and 5,385,839 and its use is permitted for research purposes only. Any other use of the CMV promoter requires a license from the University of Iowa Research Foundation, 214 Technology Innovation Center, Iowa City, IA 52242.**

The polymerase chain reaction (PCR) process is covered by patents owned by Roche and requires a license for use.

NTC makes no representations that the use of the NTC8482 and NTC8485 vectors will not infringe any patent, copyright, trademark, or other proprietary rights.

For more information, please contact:

Clague Hodgson

Nature Technology Corporation.

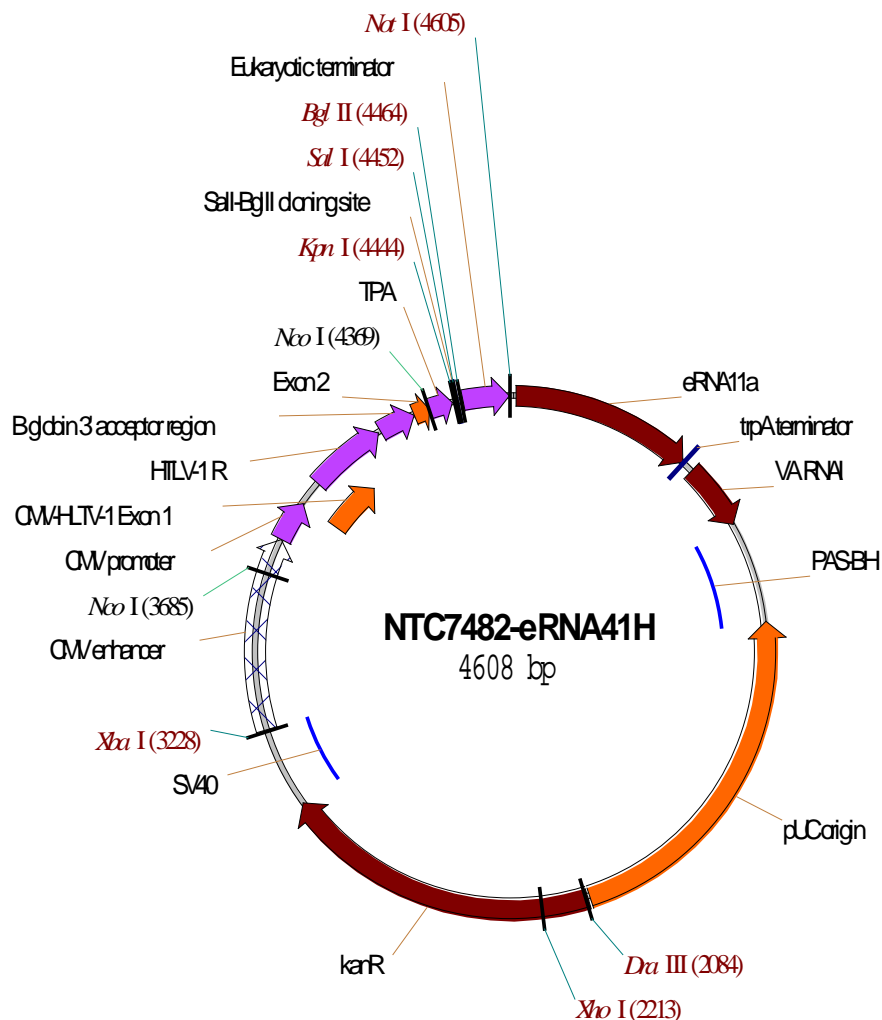
4701 Innovation Drive Lincoln Nebraska, 68521

**Telephone:** (402) 323-6289

**Fax:** (402) 323-6292

**Email:** [hodgson@natx.com](mailto:hodgson@natx.com)

## NTC7482-eRNA41H



### Vector Features

eRNA11a: 7-532

*trpA* prokaryotic terminator: 535-564

VARNAI: 568-761

Primosomal assembly site (PAS-BH) extended origin: 771-1055

pUC replication origin: 1056-2070

Kanamycin resistance marker: 2078-2998

SV40 enhancer: 3000-3226

CMV enhancer: 3233-3790

CMV promoter: 3791-3910

Untranslated leader (exon 1): 3911-4097

HTLV-1 R: 3982-4207

Synthetic Rabbit  $\beta$ -globin-based 3' intron: 4216-4322

Intron: 4098-4322

Exon 2 (SR-protein binding sites-Kozak):4323-4369

TPA N-terminal targeting tag: 4370-4438

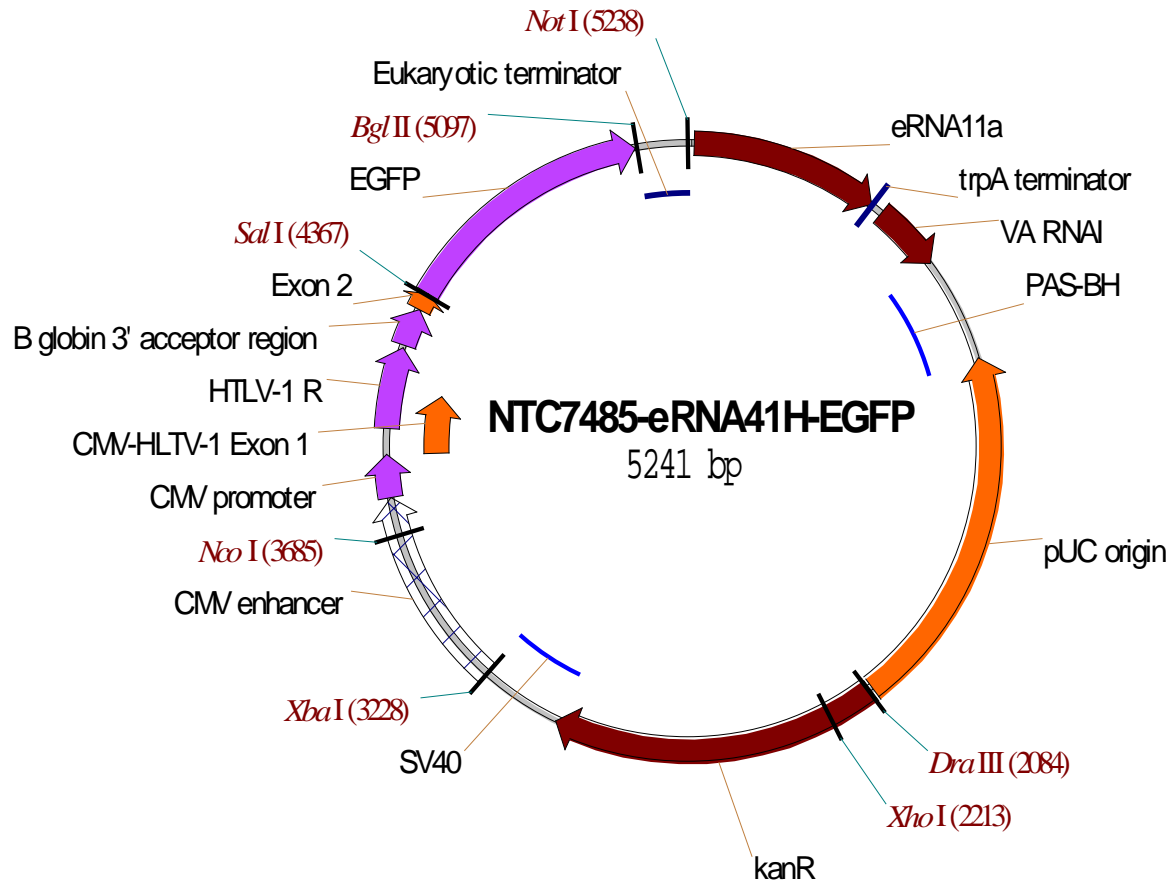
*SalI-BglIII* cloning cassette: 4451-4468

Eukaryotic terminator: 4469-4603

gctagcaccgttggttccgtagttagtggttatcacgttcgcctaacacgcgaaagggtccccgggttcgaaaccgggcactaca  
aaccaacaacgttaaaaaacaggtcctccccatactcttcatgtacacaccgcaagctcgacaatcatcggattgaagcattgtc  
gcacacatcttccacacaggtacgtacgttccgttccgttttaaccaaggcttttccaagggatatttatagctcaaaaacacaca  
attactttacagttagggtgagttcctttgtgctgttttttaaaataataatttagtattgtatctttagaaatccaagcctatcatgt  
aaaatgtagctagtataaaaaagaacagattatctgtctttatgcacattaagcctctatagttactaggaaatattatgcaaatta  
accggggcaggggagtagccgagcttctcccacaagtctgtgcgagggggccggcgccggcctagagatggcggcgtcgg  
atcgccagcccgcctaagtagcgggcttttttcttaggtgcaaaaggagagcctgtaagcgggactcttccgtggtctggt  
ggataaatcgaagggtatcatggcggacgaccgggggtcgaagcccgatccggcgtccgctgatccatgcgggtacc  
gcccgcgtgcaaccaggtgtgcgacgtcagacaacgggggagtgctcctttggctcctcccctaccggctcgtcctgc  
gcgttccgtgatgacggtgaaaacctgacacatgcagctcccggagacggtcacagcttctgtaagcggatgccggga  
gcagacaagcccgtcagggcgcgtcagcgggtgtggcgggtgtcggggcgcagccatgaccagtcacgtagcgtatagc  
gagtgatactggcttaactatgcggcatcagagcagattgtactgagagtgaccatagcgggtgtaaataccgcacagatgc  
gtaaggagaaaataccgcatcaggcgtcttccgctcctcgtcactgactcgtgcgtcggcgttccgctgcggcagcgc  
gtatcagctcactcaaaggcggtaatacggttatccacagaatcaggggataacgcaggaagaacatgtgagcaaaaggcca  
gcaaaaggccaggaaccgtaaaaaggccgcgttctggcgttttccataggctccgccccctgacgagcatcacaatac  
gacgctcaagtcagaggtggcgaaccgacaggactataagataaccaggcgttccccctggaagctcctcgtgcgtct  
cctgttccgaccctgccgcttaccggatacctgtccgcctttctccttcgggaagcgtggcgttctcatagctcacgctgtagg  
tatctcagttcgggtgtaggtcgttcgtccaagctgggctgtgtgcacgaacccccgttcagcccagcgtcgccttaccg  
gtaactatcgtcttgatccaaccgtaagacacgacttaccactggcagcagccactggtaacaggattagcagagcga  
ggatgtagcgggtgctacagagttctgaagtgggtgcctaactacggctacactagaagaacagattttggtatctgcgtctg  
ctgaagccagttacctcggaaaaagagttgtagctctgatccggcaacaaccaccgctgtagcgggtgtttttgtttgc  
aagcagcagattacgcgcagaaaaaaggatctcaagaagatcctttgatctttctacggggctgacgctcagtggaacgaaa  
actcacgttaagggttttggcatgagattataaaaaaggatcttaccctagatccttttaaaataaaaatgaagtttaaatcaatcta  
aagtataatgagtaaaacttggctgacagttaccaatcctaatcagtgaggcacctatctcagcgtatctgtctattcgttcatccat  
agttgcctgactcctgcaaacacgttgtgtcctcaaatctctgatgttacattgcacaagataaaaatatacatcatgaacaataa  
aactgtctgcttacataaacagtaatacaaggggtgttatgagccatattcaacgggaaacgttctgctcagggccgcgattaaatt  
ccaacatggatgctgatttatatgggtataaatgggctcgcgataatgtcgggcaatcaggtgcgacaatctatcgattgtatggg  
aagcccgatgcgccagagttgttctgaaacatggcgaaggtagcgttgccaatgatgttacagatgagatggtcagactaaact  
ggctgacggaaatttatgctcttccgaccatcaagcattttatccgtactcctgatgatgatggttactcaccactgcgatccccgg  
gaaaacagcattccaggtattagaagaatctctgattcaggtgaaaatattgtgatgcgctggcagtgctcctcgcgccggttga  
ttcgattcctgtttgtaattgctcttfaacagcgtatcgcgtatttctcgtcgtcagggcgaatcacgaatgaataacggtttggtga  
tgcgagtgattttgatgacgagcgtaatggctggcctgttgaacaagctggaaagaaatgcataagctttgcccattctaccgga  
ttcagctgctactcatggtgatttctacttgataacctatttttgcaggggaaattaatagttgtattgatgttgacgagtcgg  
aatcgcagaccgataaccaggtatcttccatcctatggaactgctcgggtgagttttctcctcattacagaaacggcttttcaaaaa  
tatggtattgataactctgatataaataattgcagttcatttgatgctcgtatgagtttttaaccctgatcactgtggaatgtgtgca  
gttaggggtggaaggtccccaggtccccagcagcagaagtatgcaaagcatgcatctcaattagtcagcaaccatagtcgccccactc  
gaaagtccccaggtccccagcagcagaagtatgcaaagcatgcatctcaattagtcagcaaccatagtcgccccactcactc  
cgccateccgccctactccgccaggtccgctctagatggcattgcatacgttgtatccatataatataatgtacatttatatt  
ggctcatgtccaacattaccgcatgttgacattgattattgactagttattaatagtaataaattacggggtcattagttcatagccca  
tatatggagtccgcgttacataaacttacggtaaatggcccgcctggctgaccgccaacgacccccgccattgacgtcaataa  
tgacgtatgttccatagtaacgccaatagggactttccattgacgtcaatgggtggagttattacggtaaaactgccacttggcag  
tacatcaagtgatcatatgccaagctacgcccctattgacgtcaatgacggtaaatggcccgcctggcattatgccagttacatg  
accttatgggactttctacttggcagttacatctacgtatttagtcatcgtattaccatggtgatcgggttttggcagttacatcaatgg  
gcgtggatagcgggttgactcacggggttccaagtctccacccttgcgtcaatgggagttgttttggcaccaaaatcaac  
gggactttcaaaaatgctgtaacaactccgcccattgacgcaaatggcggttaggcgtgtacgggtgggaggtctatataagca  
gagctcgtttagtgaaccgtcagatgcctggagacgccatccacgtgttttgacctccatagaagacaccgggaccgatcca  
gcctccggcgtcgeatctctcctcaccgcgccgccctacctgaggccgccatccacgccggttgagtcgcgttctgccg  
cctcccgcctgtggtcctcctgaactgcgtccgccgtctaggttaagttaaagctcaggtcgagaccgggctttgtccggcgc

tccttggagcctacntagactcagccggctctccacgcttgcctgacctgcttgctcaactctagtctctcgttaacttaatgag  
acagatagaaactggtctttagaaacagagtagtcgctgctttctgccaggtgctgacttctcccctgggctttttcttttctc  
aggttgaagaagaagacgaagaagacgaagaagacaaagccgccaccatggatgcaatgaagagaggctctgctgtg  
gctgctgctgtgtggagcagtcttcgttcgccagcggatccgtcgacggggggagatctttccctcgccaaaat  
tatggggacatcatgaagcccctgagcatctgacttctggctaataaaggaaatttttcattgcaatagtgtgtggaattttgt  
gtctctactcgggaaggacataaggcgcc

## NTC7485-eRNA41H-EGFP



### Vector Features

eRNA11a: 7-532

*trpA* prokaryotic terminator: 535-564

VARNAI: 568-761

Primosomal assembly site (PAS-BH) extended origin: 771-1055

pUC replication origin: 1056-2070

Kanamycin resistance marker: 2078-2998

SV40 enhancer: 3000-3226

CMV enhancer: 3233-3790

CMV promoter: 3791-3910

Untranslated leader (exon 1): 3911-4097

HTLV-1 R: 3982-4207

Synthetic Rabbit  $\beta$ -globin-based 3' intron: 4216-4322

Intron: 4098-4322

Exon 2 (SR-protein binding sites-Kozak):4323-4371

EGFP: 4372-5091

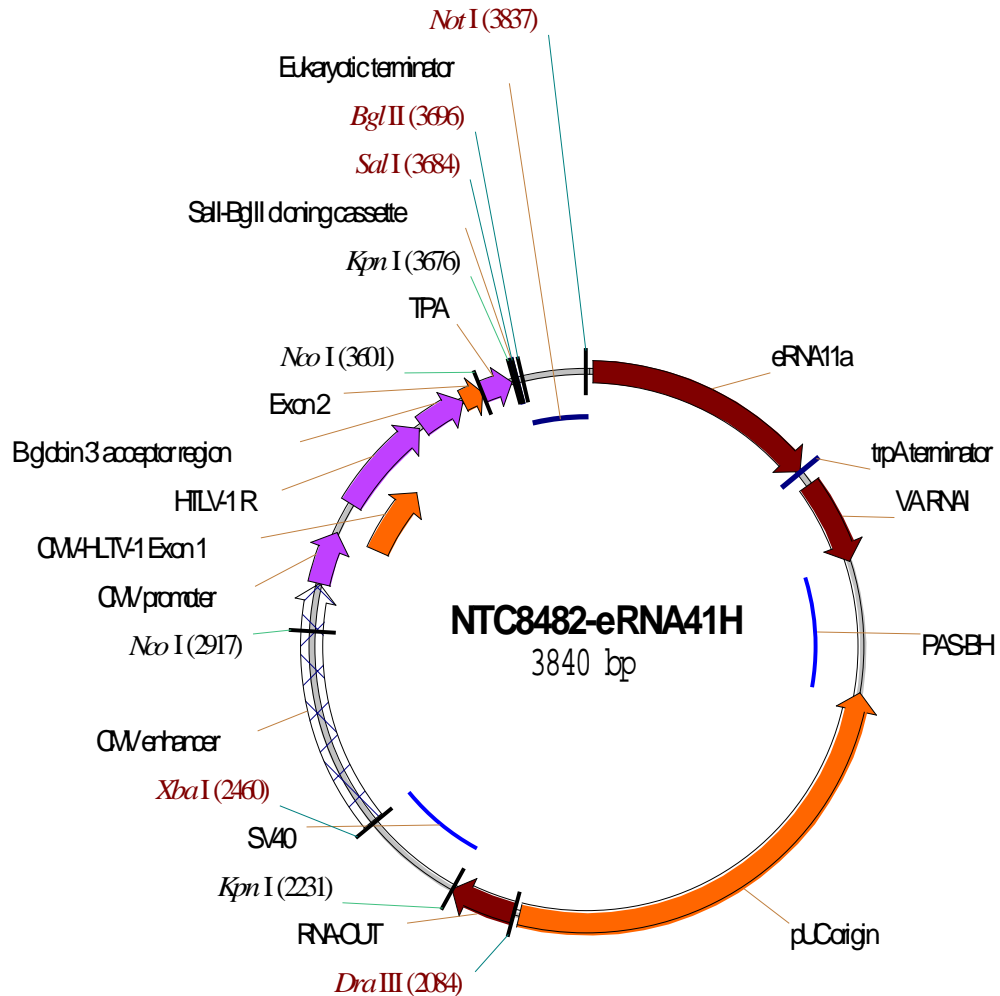
*SalI*-*BglII* cloning cassette: 4366-5101

Eukaryotic terminator: 5102-5236

gctagcaccgttggttccgtagttagtggttatcacgttcgcctaacacgcgaaagggtccccgggttcgaaaccgggcactaca  
aaccaacaacgftaaaaaacaggtcctccccatactcttcatgtacacaccgcaagctcgacaatcatcggattgaagcattgtc  
gcacacatcttccacacaggatcagtagcttctgcttttaaccaaggcttttccaagggatatttatagctcaaaaacacaca  
attactttacagttagggtgagttcctttgtgctgttttttaataataatttagtattgtatctttatagaaatccaagcctatcatgt  
aaaatgtagctagtataaaaagaacagattatctgtctttatgcacattaagcctctatagttactaggaaatattatgcaaatta  
accggggcaggggagtagccgagcttctcccacaagtctgtgcgagggggccggcgccggcctagagatggcggcgtcgg  
atcgccagcccgcctaagtagcgggcttttttcttaggtgcaaaaggagagcctgtaagcgggactcttccgtggtctggt  
ggataaatcgaagggtatcatggcggacgaccgggggtcagccccgatccggcgtccgctgatccatgcgggtacc  
ccccgcgtgcaaccaggtgtgcgacgtcagacaacgggggagtgctcctttggcttcttcccctaccggctcgcctcgc  
gcgttccggtgatgacggtgaaaacctgacacatgcagctcccggagacggtcacagcttctgtaagcggatgccggga  
gcagacaagcccgtcagggcgcgtcagcgggtgtggcgggtgtcggggcgcagccatgaccagtcacgtagcgtatagc  
gagtgatactggcttaactatgcggcatcagagcagattgtactgagagtgaccatagcgggtgtaaataccgcacagatgc  
gtaaggagaaaataccgcatcaggcgtcttccgcttctcgtcactgactcgtgcgtcggcgttccgctgcggcagcgc  
gtatcagctcactcaaaggcggtaatacggttatccacagaatcaggggataacgcaggaagaacatgtgagcaaaaggcca  
gcaaaaggccaggaaccgtaaaaaggccgcgttctggcgttttccataggctccgccccctgacgagcatcacaatac  
gacgctcaagtcagaggtggcgaaccggacaggactataagataaccaggcgttccccctggaagctcctcgtgcgtct  
cctgttccgaccctgccgcttaccggatacctgtccgccttctccttcgggaagcgtggcgttctcatagctcacgctgtagg  
tatctcagttcgggtgtaggtcgttcgtccaagctgggctgtgtgcacgaacccccgttcagcccaccgctgcgccttaccg  
gtaactatcgtcttgatccaaccggttaagacacgacttaccactggcagcagccactggtaacaggattagcagagcga  
ggatgtagcgggtgctacagagttctgaagtgggtgcctaactacggctacactagaagaacagatttggatctgcgtctg  
ctgaagccagttacctcggaaaaagagttgtagctcttgatccggcaacaaccaccgctgtagcgggtgtttttgtttgc  
aagcagcagattacgcgcagaaaaaaggatctcaagaagatcctttgatctttctacggggctgacgctcagtggaacgaaa  
actcacgttaagggttttggatgagattataaaaaggatcttaccctagatccttttaataaaaaatgaagtttaaatcaatcta  
aagtataatgagtaaaacttggctgacagttaccaatcctaatcagtgaggcacctatctcagcgtatctgtctattcgttccat  
agttgcctgactcctgcaaacacgttgtgtctcaaatctctgatgttacattgcacaagataaaaatatacatcatgaacaata  
aactgtctgcttacataaacagtaatacaaggggtgttatgagccatattcaacgggaaacgttctgctcagggccgcgattaa  
ccaacatggatgctgatttatatgggtataaatgggctcgcgataatgtcgggcaatcaggtgcgacaatctatcgattgtatggg  
aagcccgatgcgccagagttgttctgaaacatggcgaaggtagcgttgccaatgatgttacagatgagatggtcagactaaact  
ggctgacggaaatttatgcttccgaccatcaagcattttatccgtactcctgatgatgatggttactcaccactgcgatccccgg  
gaaaacagcattccaggtattagaagaatctctgattcaggtgaaaatattgtgatgcgctggcagtgctcctcgcgccggttga  
ttcgattcctgtttgtaattgtccttttaacagcgtatcgcgtatctcgtcgtcagggcgaatcacgaatgaataacggtttggttga  
tgcgagtgattttagacgagcgtaatggctggcctgttgaacaagctggaaagaaatgcataagctttgccattctaccgga  
ttcagctgctactcatggtgatttctacttgataacctatttttgcaggggaaatataagttgtattgatgttgacgagtcgg  
aatcgcagaccgataaccaggatcttgcctcctatggaactgctcgggtgagttttctccttaccagaaacggcttttcaaaaa  
tatggtattgataactctgatataaattgcagttcatttgatgctcgtatgagtttttaaccctgatcactgtggaatgtgtgca  
gttaggggtggaaggtccccaggtccccagcagcagaagatgcaaagcatgcatctcaattagtcagcaaccaggtgtg  
gaaagtcaccaggtccccagcagcagaagatgcaaagcatgcatctcaattagtcagcaaccatagtcgcccccactc  
cgccateccgcccactcggccaggtccgctctagatggcattgcatacgttgatccatataatataatgtacatttatatt  
ggctcatgtccaacattaccgcatgttgacattgattattgactagttataatagtaataaattacggggtcattagttcatagcca  
tatatggagtccgcttacataaacttacggtaaatggccgcctggctgaccgcccacgacccccgccattgacgtcaataa  
tgacgtatgtccatagtaacgccaatagggactttccattgacgtcaatgggtggagttattacggtaaaactgcccacttggcag  
tacatcaagtgatcatatgcaagtagcggccctattgacgtcaatgacggtaaatggccgcctggcattatgccagttacatg  
accttatgggactttctacttggcagttacatctacgtatttagtcatcgtattaccatgggtgatcgggttttggcagttacatg  
gcgtggatagcgggttactcacggggtttccaaagtctccacccattgacgtcaatgggagtttggtttggcaccaaaatcaac  
gggactttcaaaaatgtcgtacaactccgcccattgacgcaaatggcggttaggcgtgtacgggtgggaggtctatataagca  
gagctcgtttagtgaaccgtcagatgcctggagacgccatccacgtgttttaccctcatagaagacaccgggaccgatcca  
gcctccgcggtcgcctctctcctcaccgcgccgccctacctgaggccgccatccacgccggttgagtcgcgttctgccg  
cctcccgcctgtggtcctcctgaactgcgtccgccgtctaggttaagttaaagctcaggtcgagaccgggctttgtccggcgc

tccttggagcctacntagactcagccggctctccacgctttgctgacacctgctgctcaactctagtctctcgttaacttaatgag  
acagatagaaactggtctttagaaaacagagtagtcgctgcttttctgccaggtgctgacttctctcccctgggctttttcttttctc  
aggttgaagaagaagacgaagaagacgaagaagacaaaccgctcgtcgacatggtgagcaagggcgaggagctgttcacc  
gggggtggtgcccacctggtcagctggacggcgacgtaaacggccacaagttcagcgtgtccggcgagggcgagggcgat  
gccacctacggcaagctgacctgaagttcatctgaccaccggcaagctgcccgtgccctggcccacctcgtgaccacct  
gacctacggcgtgagtgcttcaagcgtacccgaccacatgaagcagcacgacttctcaagtccgcatcccgaagget  
acgtccaggagcgcaccatcttctcaaggacgacggcaactacaagaccgcgccgaggtgaagttcagggcgacacct  
ggtgaaccgcatcgagctgaaggcaccgactcaaggaggacggcaacatcctggggcacaagctggagtacaactacaac  
agccacaacgtctatatcatggccgacaagcagaagaacggcatcaaggtgaactcaagatccgccacaacatcgaggacg  
gcagcgtgcagctcgccgaccactaccagcagaacacccccatcgggcgacggccccgtgctgctcccgacaaccactacct  
gagcaccagtcgcctgagcaaacacccccacgagaagcgcgatcaccatggtcctgctggagttcgtgaccgccggcg  
gatcactctggcatggacgagctgtacaagtaaccgagatcttttcctctgcccataattatggggacatcatgaagccctt  
gagcatctgacttctggctaataaaggaaatttttcttgaatagtgtgtggaatttttgtgtctctcactcggaggacataa  
ggcggcc

## NTC8482-eRNA41H



### Vector Features

eRNA11a: 7-532

*trpA* prokaryotic terminator: 535-564

VARNAI: 568-761

Primosomal assembly site (PAS-BH) extended origin: 771-1055

pUC replication origin: 1056-2070

Sucrose selection marker (RNA-OUT): 2087-2231

SV40 enhancer: 2232-2458

CMV enhancer: 2465-3022

CMV promoter: 3023-3142

Untranslated leader (exon 1): 3143-3329

HTLV-1 R: 3214-3439

Synthetic Rabbit  $\beta$ -globin-based 3' intron: 3448-3554

Intron: 3330-3554

Exon 2 (SR-protein binding sites-Kozak): 3555-3601

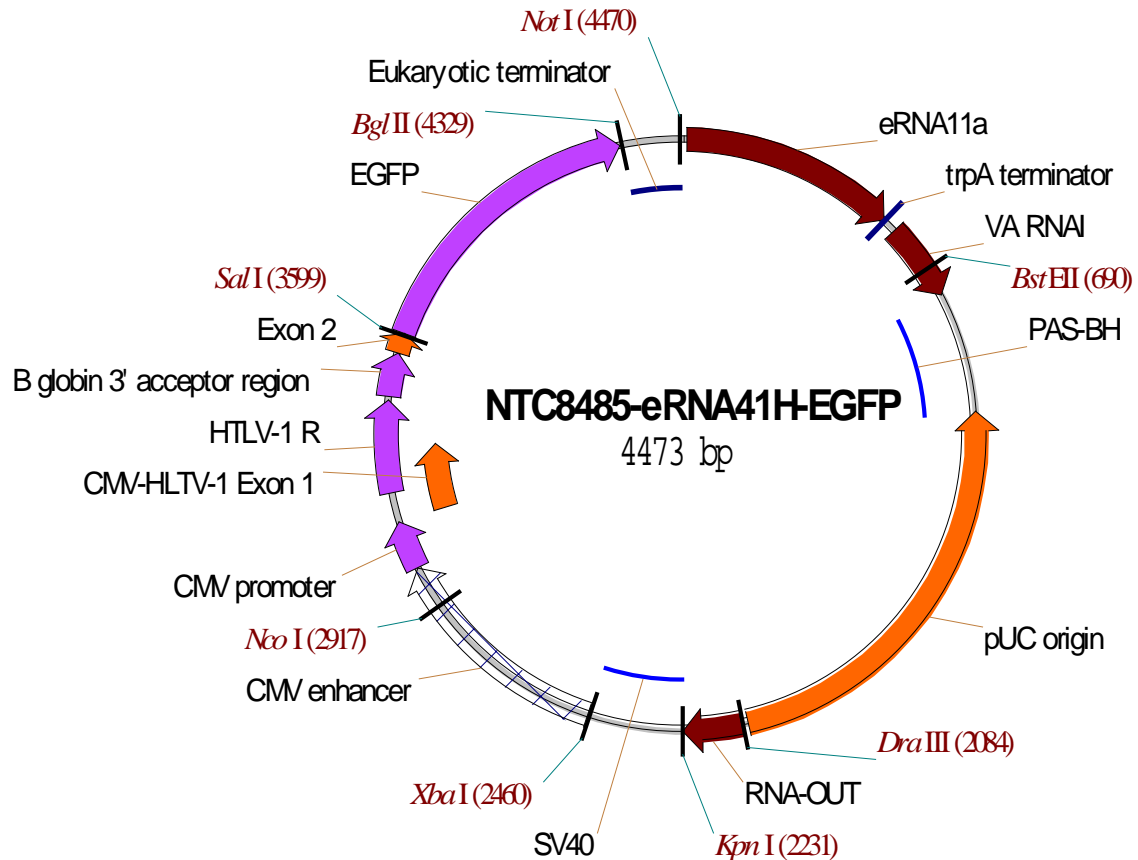
TPA N-terminal targeting tag: 3602-3670

*SalI*-*BglII* cloning cassette: 3683-3700

Eukaryotic terminator: 3701-3835

gctagcaccgttggttccgtagttagtggttaccgcttcgcaaacacgcgaaagggtccccggttcgaaaccgggactaca  
aaccaacaacgttaaaaaacaggtcctccccatactttcattgtacacaccgcaagctcgacaatcatcggattgaagcattgtc  
gcacacatctccacacaggatcagtagcttctgcttttaaccaaggcttttccaaggatatttatagtctcaaaacacaca  
attactttacagttagggtgagttcctttgtgctgttttttaataataatttagtattgtatctctatagaaatccaagcctatcatgt  
aaaatgtagctagattaaaaagaacagattatctgtctttatgcacattaagcctctatagtactaggaaatattatagcaaatta  
accggggcaggggagtagccgagcttctccacaagtctgtgcgagggggccggcgcgggcctagagatggcggcgtcgg  
atcgccagcccgcctaataagcgggctttttcttaggggtgcaaaaggagagcctgtaagcgggactctccgtggtctggt  
ggataaattcgcaagggtatcatggcggacgaccgggggtcagccccgtatccggcctccgctgacccatgcgggtacc  
gccccgctgtcgaaccaggtgtgcgacgtcagacaacgggggagtgctcctttggctcctccctaccggctcgcctcgc  
gctttcggtagacgggtaaacctctgacacatgcagctcccggagacggtcacagcttgtctgtaagcggatgccggga  
gcagacaaggccgtcagggcgcgtcagcgggtgtggcgggtgtcggggcgcagccatgaccagtcacgtagcgtatagc  
gagtgatactggcttaactatgcggcatcagagcagattgtactgagagtgaccatagcgggtgtaataaccgcacagatgc  
gtaaggagaaaataccgcatcaggcgtcttccgctcctcgtcactgactcgtcgcctcggctgctcggcgtcggcgtcggc  
gtatcagctcactcaaaaggcggtaatacggttatccacagaatcaggggataacgcaggaagaacatgtgagcaaaaggcca  
gcaaaaggccaggaaccgtaaaaggccgcgttctggcgttttccataggtcctcccccctgacgagcatcaaaaaatc  
gacgctcaagtcagaggtggcgaaccggacaggactataaagataccaggcgttccccctggaagctcctcgtcgcctc  
cctgttccgacctgccgcttaccggatacctgtccgctttctccttcgggaagcgtggcgtttctcatagctcacgctgtagg  
tatctcagttcgggtgtaggtcgttcgctcaagctgggctgtgtgcacgaacccccgtcagcccaccgctcgccttatccg  
gtaactatcgtctgagccaaccggtaagacacgactatcggcactggcagcagccactggtaacaggattagcagagcga  
ggtagtagcgggtgctacagagttctgaagtgggtggcctaactacggctacactagaagaacagatttggtagctcgcctc  
ctgaagccagttacctcggaaaaagagttgtagctctgatccggcaacaaccaccgctggtagcgggtgtttttgtttgc  
aagcagcagattacgcgcagaaaaaaggatctcaagaagatcctttgatctttctacggggtctgacgctcagtggaacgaaa  
actcacgttaagggttttggtagatgagattcaaaaaggatcttccactagatccttttaataaaaaatgaagtttaaatcaatcta  
aagtataatgagtaaaacttggctgacagttaccaatgcttaatcagtgaggcaccatctcagcgtatctgtctattcgttccat  
agttgcctgactcctgcaaacacggtgtgtagaattggtaagagagtcgtgtaaatatcagttcgcacatcttgttctgat  
tattgattttggcgaaccattgatcatatgacaagatgtgtatctacctaactaatgattttgataaaaaatcattaggtaccctga  
tactgtggaatgtgtcagttagggtgtggaaagtccccaggctccccagcagggcagaagtagcaaaagcatgcatctcaatt  
agtcagcaaccaggtgtggaagtccccaggctccccagcagggcagaagtagcaaaagcatgcatctcaattagtcagcaacc  
atagtcgcccccactccgccatcccgcccactccgccaggatccgctctagatggccattgcatacgttgatccata  
tcataatgtacatttataatggctcatgtccaacattaccgcatgttgacattgatttagtattataatagtaataatcaggg  
ggctcattagttcatagccatataatggagttccgcgttataacttacggtaaatggcccgcctggctgaccgccaacgacccc  
cgcccattgacgtcaataatgacgtatgtccatagtaacgcaatagggactttccattgacgtcaatgggtggagtagttacgg  
taactgcccacttggcagtagatcaagtgtatcatatgccaagtagccccctattgacgtcaatgacggtaaatggcccgcctg  
gcattatgccagtagatgacattgggacttctacttggcagtagatctcgtattagcctgctattaccatggtgatcgggt  
ttggcagtagatcaatgggcgtgtagcgggttactcaggggatttccaagtctccaccccattgacgtcaatgggagttgt  
ttggcaccaaaatcaacgggactttccaaaatgtcgtacaactccgcccattgacgcaaatgggcggtagcgtgtacgggtg  
ggaggtctatataagcagagctcgttagtgaaaccgtcagatcgcctggagacgccatccacgctgtttgacctcatagaaga  
caccgggaccgatccagctccgcgctcgcctctctctcagcgcgccgcccctacctgaggccgccatccacgccggt  
tgagtcgcttctgccgctcccgcctgtggtgctcctgaactcgtccgctctaggttaagttaaagctcaggtcagacc  
gggctttgtccggcgtcccttggagcctacctagactcagccggctctccacgctttgcctgacctgcttctcaactctagtt  
ctctcgttaacttaatgagacagatagaactggtctgtgaaacagagtagtcgctgctttctgcccaggtgctgacttctcc  
cctgggctttttcttttctcaggttgaagaagaagacgaagaagacgaagaagacaaagccgccaccatggatgcaatgaa  
gagagggtctgctgtgtgctgtgtgtggagcagcttctgttccgcccagcggtagccggtcagcgggggagatc  
ttttccctctgcaaaaatattggggacatcatgaagcccctgagcactctgacttctggctaataaaggaaattatttcattgcaa  
tagtgtgttgaattttgtctctcactcgggaaggacataaggcggcc

## NTC8485-eRNA41H- EGFP



### Vector Features

eRNA11a: 7-532

*trpA* prokaryotic terminator: 535-564

VARNAI: 568-761

Primosomal assembly site (PAS-BH) extended origin: 771-1055

pUC replication origin: 1056-2070

Sucrose selection marker (RNA-OUT): 2087-2231

SV40 enhancer: 2232-2458

CMV enhancer: 2465-3022

CMV promoter: 3023-3142

Untranslated leader (exon 1): 3143-3329

HTLV-1 R: 3214-3439

Synthetic Rabbit  $\beta$ -globin-based 3' intron: 3448-3554

Intron: 3330-3554

Exon 2 (SR-protein binding sites-Kozak):3555-3603

EGFP: 3604-4323

*SalI-BglII* cloning cassette: 3598-4333

Eukaryotic terminator: 4334-4468

gctagcaccgttggttccgtagttagtggttatcacgttcgcctaacacgcgaaaggtccccgggtcgaaccgggactaca  
aaccaacaacgttaaaaaacaggtcctccccatactcttcatgtacacaccgcaagctcgacaatcatcggattgaagcattgtc  
gcacacatcttccacacaggtacagtagcttccgttttaaccaaggcttttccaaggatattatagctcaaaacacaca  
attactttacagttagggtgagttcctttgtgctgttttttaaaataataatttagtattgtatctttagaaatccaagcctatcatgt  
aaaatgtagctagtagtaaaaaagaacagattatctgtctttatgcacattaagcctctatagttactaggaaatattatgcaaatta  
accggggcaggggagtagccgagcttctcccacaagtctgtgcgagggggccggcgggcctagagatggcggcgtcgg  
atcgccagcccgcctaagtagcgggcttttttcttaggtgcaaaaggagagcctgtaagcgggactcttccgtggtctggt  
ggataaatcgaagggtatcatggcggacgaccgggggtcagccccgatccggcgtccgctgatccatgcgggtacc  
ccccgctgtcgaaccaggtgtgcgacgtcagacaacgggggagtgctcctttggctcctcccctaccggctcgtcctgc  
gcgttccgtgatgacggtgaaaacctgacacatgcagctcccggagacggtcacagcttctgtaagcggatgccggga  
gcagacaagcccgtcagggcgcgtcagcgggtgtggcgggtgtcggggcgcagccatgaccagtcacgtagcgtatagc  
gagtgatactggcttaactatgcggcatcagagcagattgtactgagagtgaccatagcgggtgtaaataccgcacagatgc  
gtaaggagaaaataaccgcatcagggcgtcttccgcttctcgtcactgactcgtgcgtcggcgttccggtcggcggc  
gtatcagctcactcaaaggcggtaatacggttatccacagaatcaggggataacgcaggaagaacatgtgagcaaaaggcca  
gcaaaaggccaggaaccgtaaaaaggccgcgttctggcgttttccataggctccgccccctgacgagcatcacaatac  
gacgctcaagtcagaggtggcgaaccggacaggactataagataaccaggcgttccccctggaagctcctcgtgcgtct  
cctgttccgaccctgccgcttaccggatacctgtccgccttctccttcgggaagcgtggcgttctcatagctcacgctgtagg  
tatctcagttcgggtgtaggtcgttcgtccaagctgggctgtgtgcacgaacccccgttcagcccagcgtcgccttaccg  
gtaactatcgtcttgatccaaccggtaagacacgacttaccactggcagcagccactgtaaacaggattagcagagcga  
ggtagtagcgggtgctacagagttctgaagtgggtgcctaactacggctacactagaagaacagtagttggtatctgcgtctg  
ctgaagccagttacctcggaaaaagagttgtagctctgtatccggcaacaaccaccgctgtagcgggtgtttttgtttgc  
aagcagcagattacgcgcagaaaaaaggatctcaagaagatcctttgatctttctacggggctgacgctcagtggaacgaaa  
actcacgttaagggattttggtcatgagattataaaaaaggatcttaccatagatccttttaaaataaaatgaagtttaaatcaatcta  
aagtataatgagtaaaacttggtctgacagttaccaatcctaatcagtgaggcacctatctcagcgtatctgtctattcgttcatccat  
agttgcctgactcctgcaaacacgttgggtgtagaattggtaaagagagtcgtgtaaatatcagttcgcacatcttgggtctgat  
tattgattttggcgaaccattgatcatatgacaagatgtgtatctacctaacttaagattttgataaaaatcattaggtaccctgga  
tactgtggaatgtgtcagttagggtgtggaaagtccccaggctccccagcagcagaagtagcaaaagcatgcatctcaatt  
agtcagcaaccaggtgtgaaagtccccaggctccccagcagcagaagtagcaaaagcatgcatctcaattagtcagcaacc  
atagtcggcccttaactccgccatcccgcccttaactccgccaggatccgctctagatggccattgcatacgttgcata  
tcataatgacatttatttggctcatgtccaacattaccgccatgtgacattgatttagttagtattataatagtaatacattacgg  
ggctcattagttcatagcccataatggagttccgcgttacaactacggtaaatggcccgctgggtgaccgccaacgacccc  
cgccattgacgtcaataatgacgtatgtccatagtaacccaatagggactttcattgacgtcaatgggtggagtagttacgg  
taaactgccacttgagtagatcaaggtatcatatgccaagtacccccctattgacgtcaatgacggtaaatggcccgctg  
gcattatgccagtagatgacctatgggacttctacttggcagtagatctacgtattagtcacgctattaccatggtgatcgggt  
ttggcagtagatcaatggcgtgtagcgggttactcaggggatttccaagctccacccattgacgtcaatgggagttgt  
ttggcaccaaaatcaacgggactttccaaaatgtcgtacaactccgccccattgacgcaaatggcggtaggcgtgtagcggg  
ggaggtctatataagcagagctcgttagtgaaccgtcagatcgctggagacgccatccacgctgttttgacctcatagaaga  
caccgggaccgatccagcctccgcggctcgcactctcttcacgcgcccggcgcctacctgaggccgccatccacggcgt  
tgagtcgcttctgccctcccgcctgtggtgctcctgaaactgcctccgcttaggtaagttaaagctcaggtcagacc  
gggcttctgctggcgtcccttggagcctacctagactcagccggctccacgcttgcctgacctgcttcaactctagtt  
ctctgtaacttaatgagacagatagaactggctttagaaacagagtagtcgctcgttttctgccaggtgctgacttctcc  
cctgggctttttctttctcaggttgaagaagaagacgaagaagacgaagaagacaaccgctcgtcagatggtgagcaag  
ggcagggagctgttaccgggggtggtgccatcctggtcagctggacggcgcgtaaacggccacaagttcagcgtgtccg  
gcgagggcagggcgatgccactacggcaagctgacctgaagttcatctgaccaccggcaagctgccgtgccctggc  
ccacctcgtgaccacctgacctacggcgtgagtgctcagccgctacccgaccacatgaagcagcagcacttctcaagt  
ccgccatccccgaaggctacgtccaggagcgcaccatcttctcaaggacgacggcaactacaagaccgcggcaggtgaa  
gttcgagggcgacacctggtgaaccgcatcagctgaagggtcagctcaaggaggacggcaacatcctggggcaca  
gctggagtagaactacaacagccacaacgtctatcatggccgacaagcagaagaacggcatcaaggtgaactcaagatcc

gccacaacatcaggacggcagcgtgcagctgccgaccactaccagcagaacacccccatggcgacggccccgtgctg  
ctgcccgacaaccactacctgagcaccagtcgccctgagcaaagacccaacgagaagcgcgatcacatggctctgctgg  
agttcgtgaccgccgccgggatcactctggcatggacgagctgtacaagtaaccgcagatctttccctctgcaaaaattatg  
gggacatcatgaagcccctgagcatctgacttctggctaataaaggaaattattttcattgcaatagtgtgtggaatTTTTGTGT  
ctcactcgggaaggacataaggcggcc